



ORLANDO REGIONAL
REALTOR® ASSOCIATION

Market PULSE™

March 9, 2007

For a printable version of this report, please click [here](#) (.pdf)

Orange & Seminole Counties	Average Mtg. Rate	Inventory	New Listings	New Contracts	Under Contract	Back on the Market	Expired	Withdrawn	Sales Closed	Avg. Days on Market
February 2006	6.07%	12,966	5,572	2,746	-	301	569	1,342	2,269*	48*
March 2006	6.17%	14,559	7,112	3,322	-	369	719	1,700	2,878*	50*
April 2006	6.27%	16,036	6,574	3,050	-	305	721	1,613	2,467*	53*
May 2006	6.39%	18,179	6,967	2,859	-	408	790	2,134	2,842*	56*
June 2006	6.45%	18,437	7,111	2,727	-	448	1,028	2,430	2,841*	57*
July 2006	6.53%	19,827	6,862	2,505	-	364	1,066	2,353	2,361*	61*
August 2006	6.20%	21,077	7,039	2,439	-	443	1,230	2,686	2,249*	62*
September 2006	6.09%	20,319	6,297	2,182	-	416	1,507	2,434	2,054*	67*
October 2006	6.05%	21,324	6,119	2,602	3,186	371	1,467	2,668	1,896*	73*
November 2006	6.10%	21,122	5,160	2,319	2,952	365	1,397	2,341	1,840*	74*
December 2006	5.74%	19,537	3,840	2,012	2,557	324	2,320	1,696	1,945*	78*
January 2007	5.91%	21,266	6,630	2,409	2,504	362	1,426	1,922	1,469*	90*
February 2007	5.92%	22,055	5,566	2,387	3,096	302	1,236	1,775	1,386	92

* Monthly revised sales. Complete stats and data may be found under Housing Statistics at orrealtor.com.
Comments or suggestions? Contact [Mike](#).

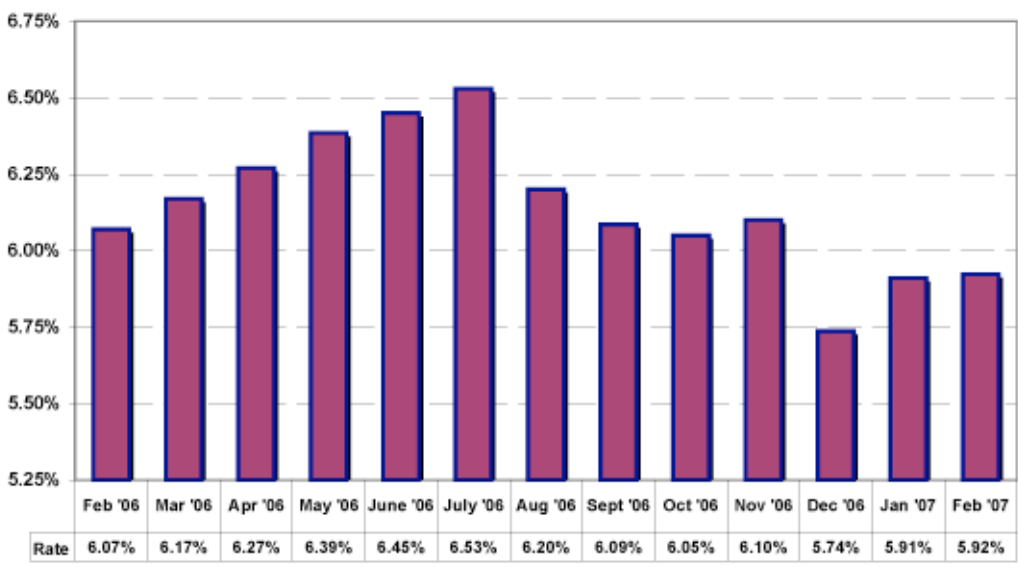
Market Pulse™ data represents all listings taken or sold by ORRA brokers, regardless of location and is exclusive to residential property, which includes townhomes, duplexes, single-family homes, and condos. It does not include vacant land or commercial transactions.

Reach more than 10,000 ORRA members by sponsoring *Market Pulse™*.

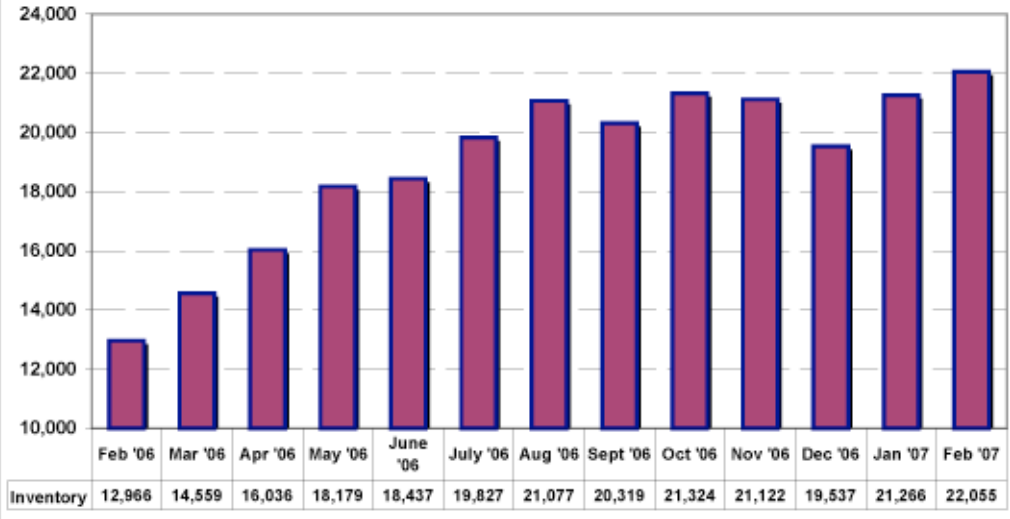
Sponsorship Benefits: Up to 50 words of text or banner measuring 195 pixels wide x 130 pixels high to market a product or service with a link to your company website or document (will appear in this spot), and a color logo placed in the top right-hand corner of this document on page one with a link.

For more information on *Market Pulse™* contact: Laura Jenkins, Marketing Manager.

Average Monthly Mortgage Rate



Inventory



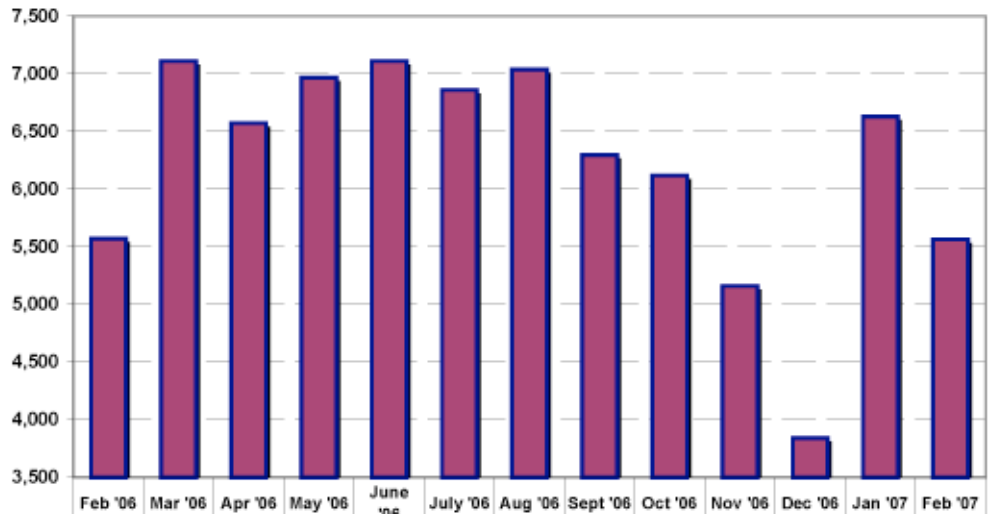
Unemployment Rate	Orlando MSA
January 2007	3.3%
January 2006	3.2%

Look at These!

- [More About Us](#)
- [Education Calendar](#)
- [Member Access](#)
- [Visit Our Partners](#)
- [Contact a Realtor®](#)
- [MetroTrak™](#)

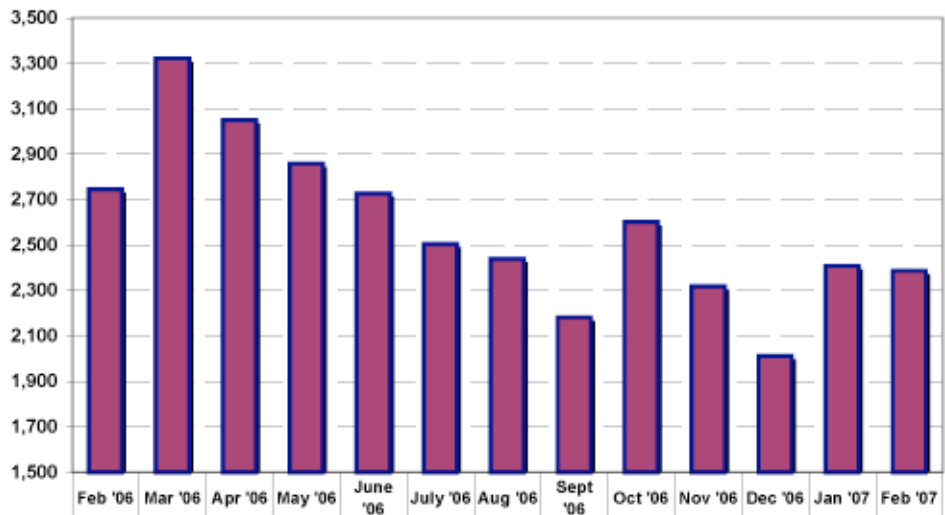


New Listings



New Listings	5,572	7,112	6,574	6,967	7,111	6,862	7,039	6,297	6,119	5,160	3,840	6,630	5,566
--------------	-------	-------	-------	-------	-------	-------	-------	-------	-------	-------	-------	-------	-------

New Contracts



New Contracts	2,746	3,322	3,050	2,859	2,727	2,505	2,439	2,182	2,602	2,319	2,012	2,409	2,387
---------------	-------	-------	-------	-------	-------	-------	-------	-------	-------	-------	-------	-------	-------

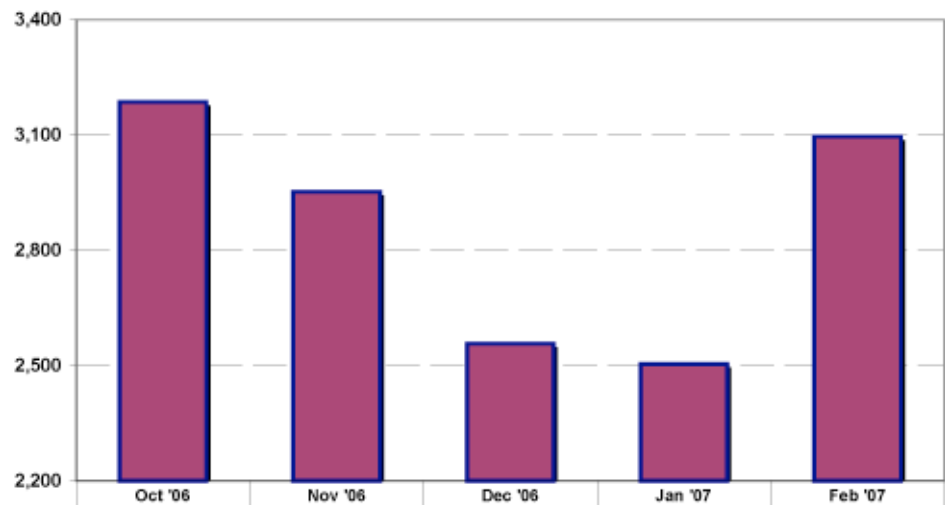
Market Pulse
[printing instructions](#)

For a printable version of this report, please click [here](#) (.pdf)





Total Under Contract



Under Contract	3,186	2,952	2,557	2,504	3,096
----------------	-------	-------	-------	-------	-------