



Market PULSE™

August 11, 2009

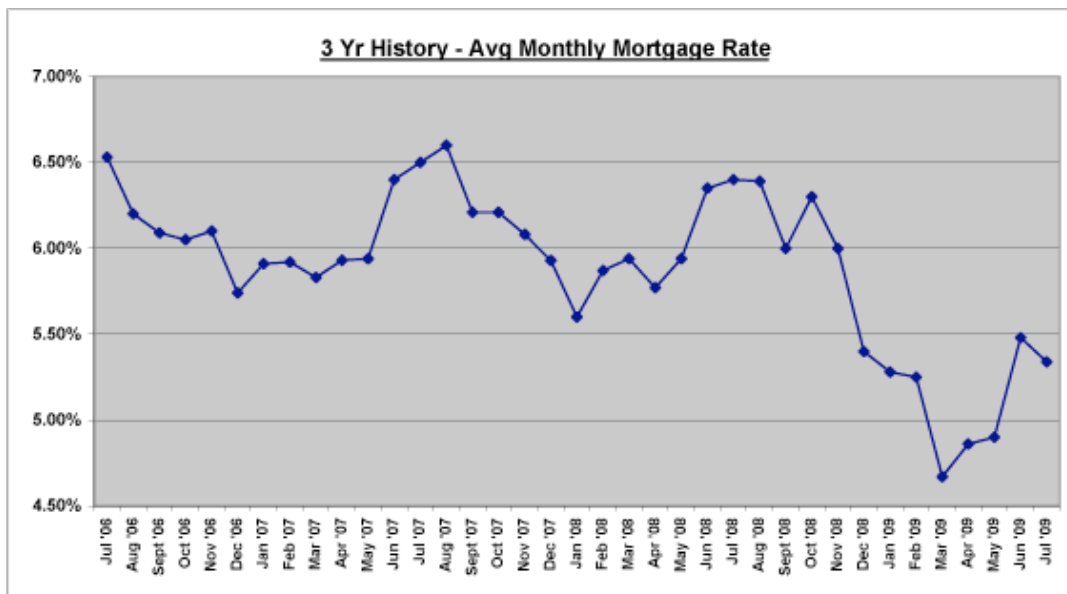
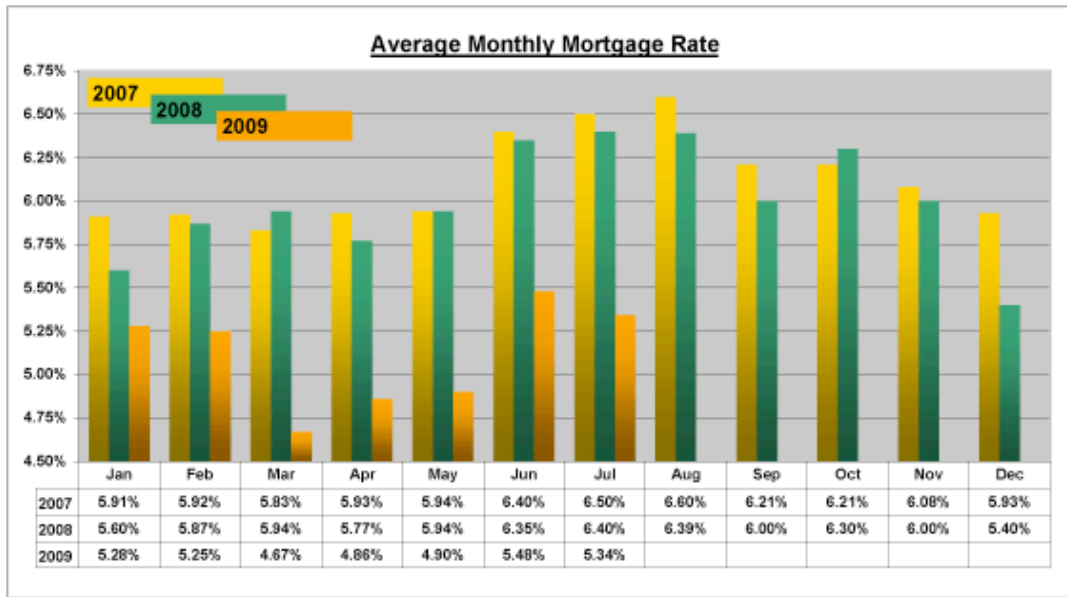
ORRA Originated Sales	Average Mtg. Rate	Inventory	New Listings	New Contracts	Under Contract	Back on the Market	Expired	Withdrawn	Sales Closed	Avg. Days on Market
July 2008	6.40%	24,742	4,388	1,947	3,258	566	1,661	1,657	1,472*	116*
August 2008	6.39%	24,834	4,064	1,669	3,220	545	1,697	1,566	1,280*	113*
Sept. 2008	6.00%	24,690	4,099	1,908	3,256	594	1,683	1,578	1,394*	112*
October 2008	6.30%	24,657	4,289	1,959	3,316	607	1,691	1,675	1,228*	110*
Nov. 2008	6.00%	24,408	3,594	1,644	3,326	566	1,453	1,575	1,110*	108*
Dec. 2008	5.40%	22,524	3,460	1,871	3,265	597	2,707	1,579	1,445*	107*
January 2009	5.28%	22,613	4,340	2,282	3,830	556	1,377	1,598	1,050*	103*
February 2009	5.25%	22,168	3,876	2,434	4,348	599	1,134	1,488	1,322*	100*
March 2009	4.67%	21,448	4,043	2,956	4,906	665	1,290	1,426	1,754*	103*
April 2009	4.86%	20,194	3,715	3,412	5,818	648	1,014	1,339	1,854*	102*
May 2009	4.90%	19,123	3,754	3,455	6,603	690	958	1,300	1,882*	103*
June 2009	5.48%	17,831	3,921	3,686	7,230	797	1,111	1,297	2,220*	104*
July 2009	5.34%	17,231	4,158	3,696	7,713	787	849	1,266	2,141	103

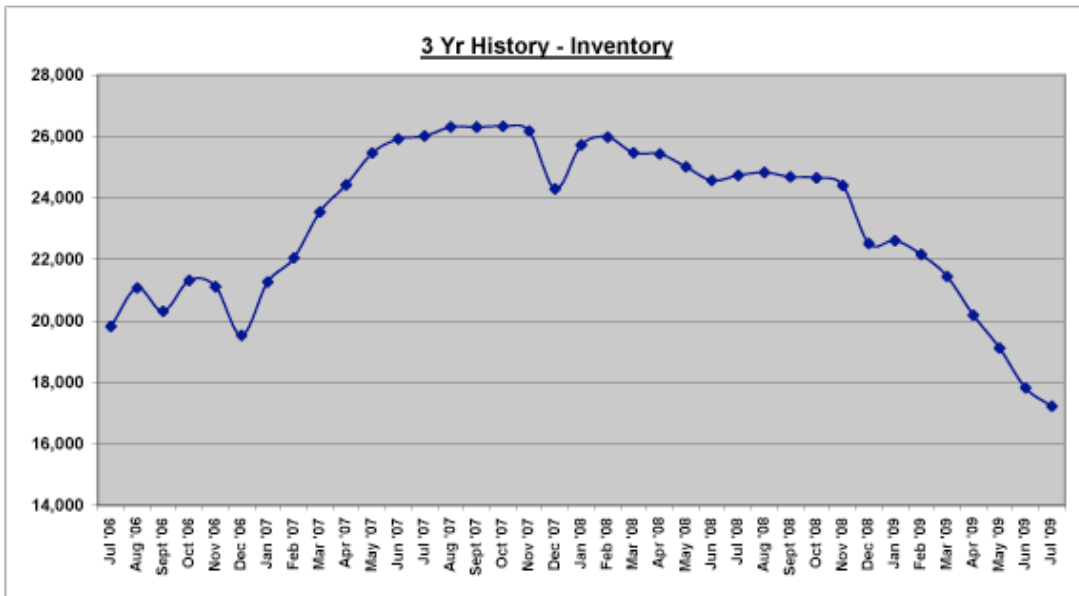
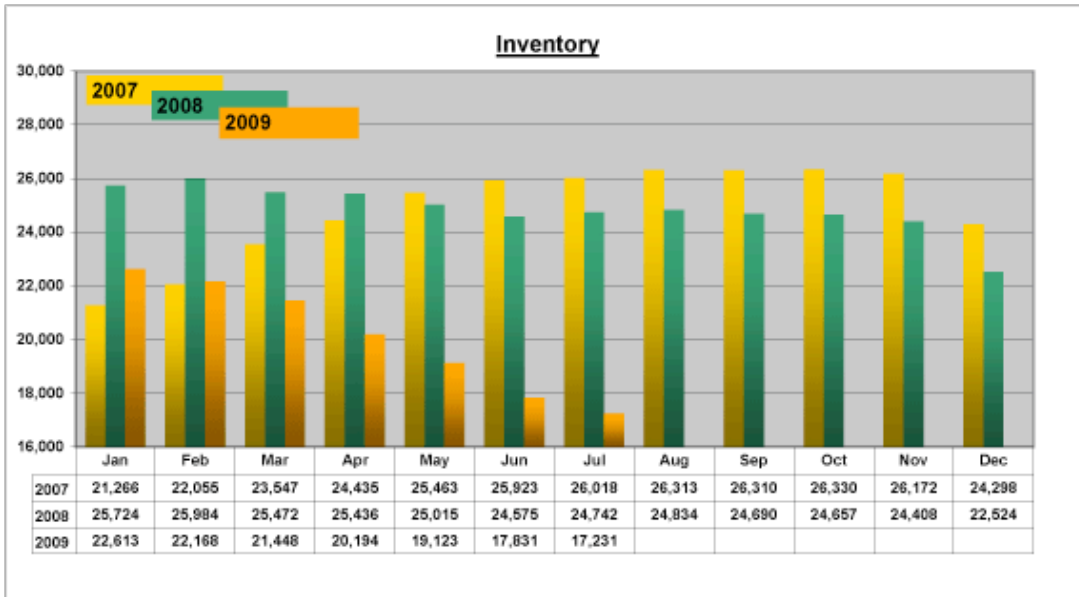
* Monthly revised sales. Complete stats and data may be found under Housing Statistics at orlandorealtor.com.
 Comments or suggestions? Contact [Mike Blinn](#), Statistician.

Market Pulse™ data represents all listings taken or sold by ORRA brokers, regardless of location and is exclusive to residential property, which includes townhomes, duplexes, single-family homes, and condos. It does not include vacant land or commercial transactions.

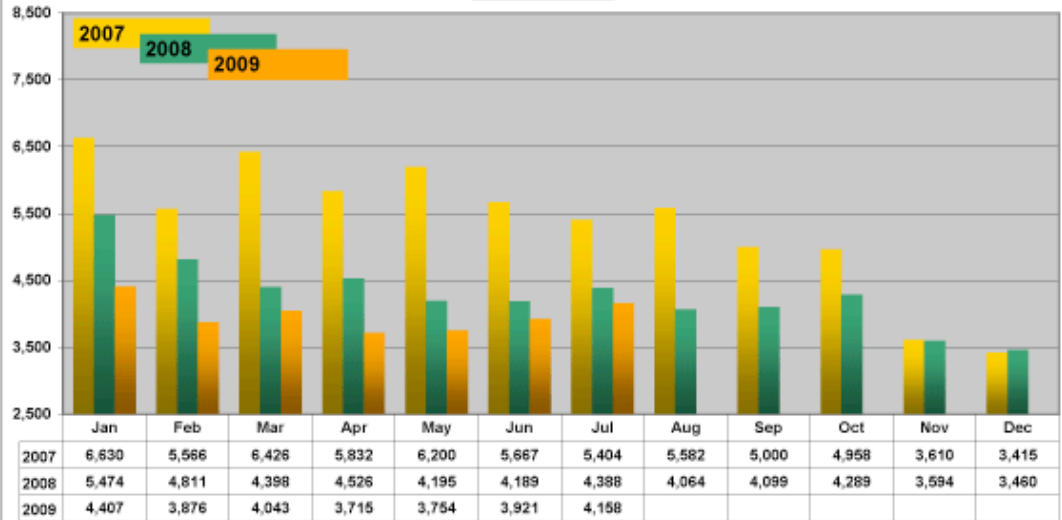
Membership	7-09	7-08
ORRA	8,972	10,296
Affiliates	270	354
Applicants	141	107

	Unemployment Rate	Orlando MSA
	June 2009	10.8%
	June 2008	5.7%

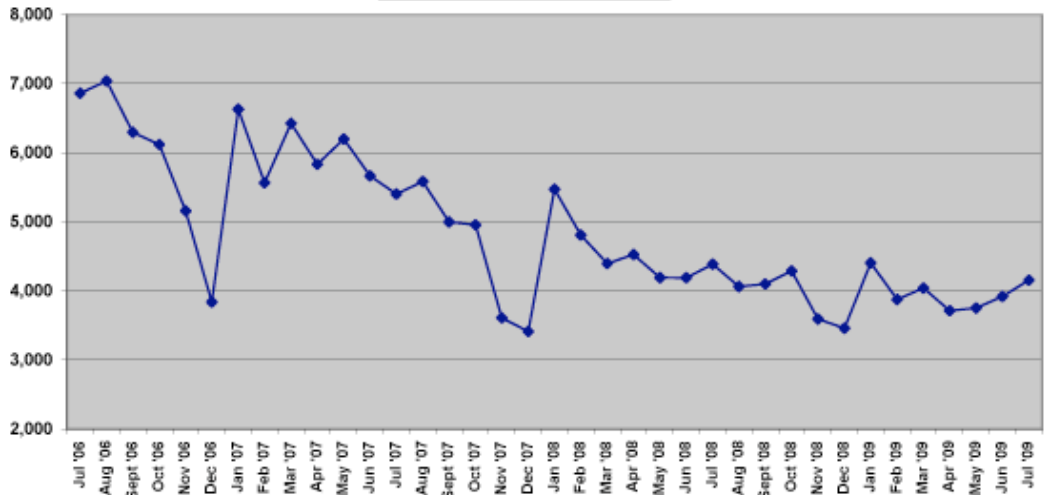




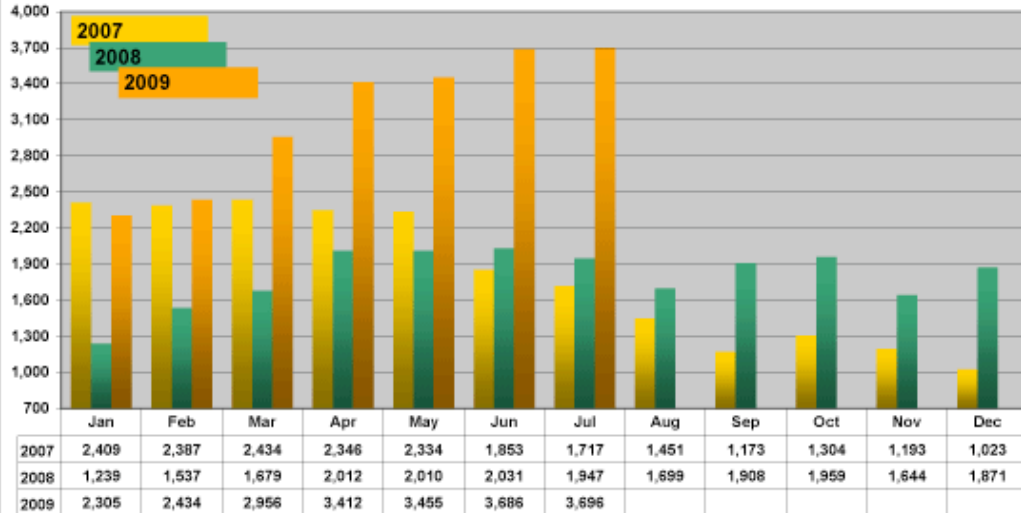
New Listings



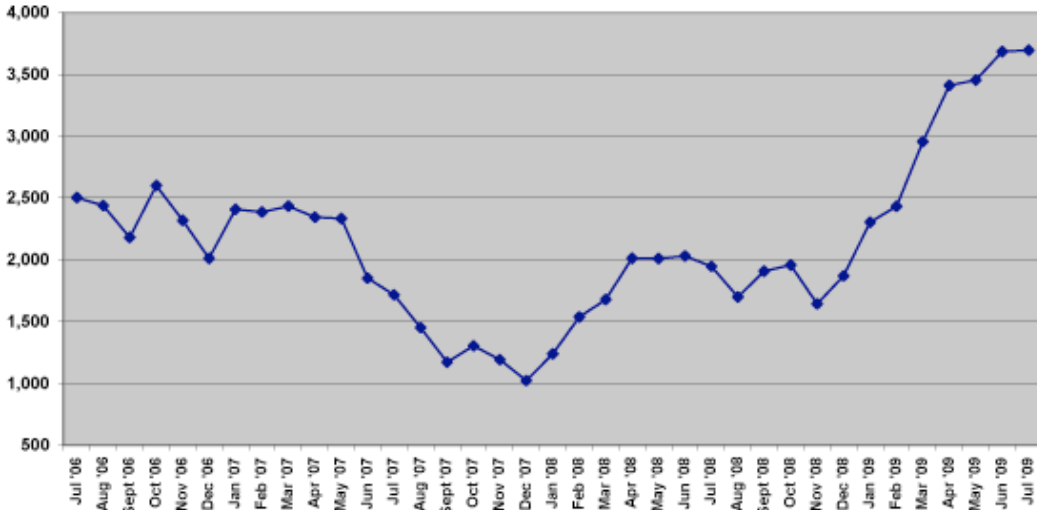
3 Yr History - New Listings



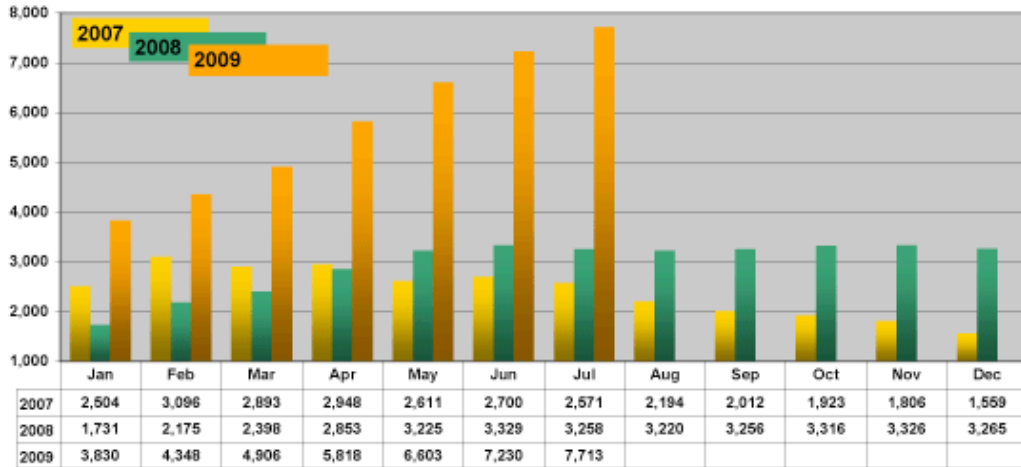
New Contracts - Monthly



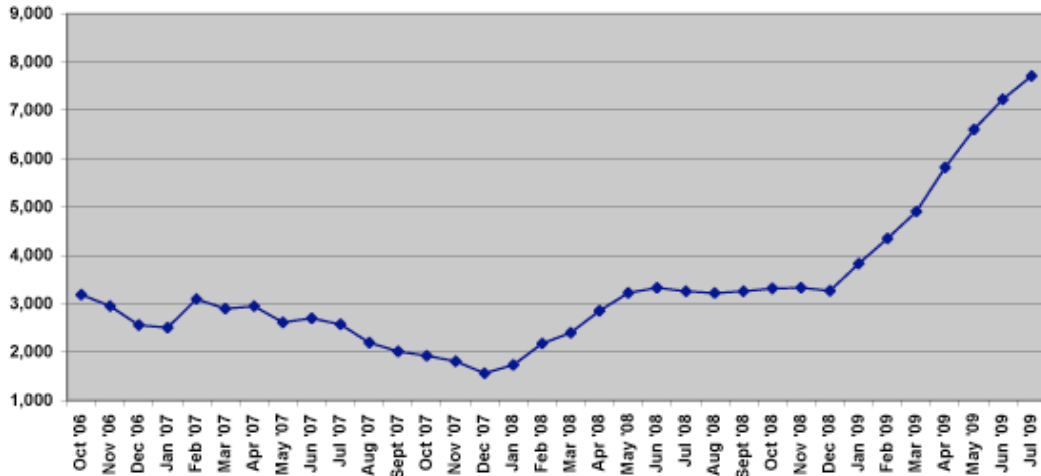
3 Yr History - New Contracts



Total Under Contract

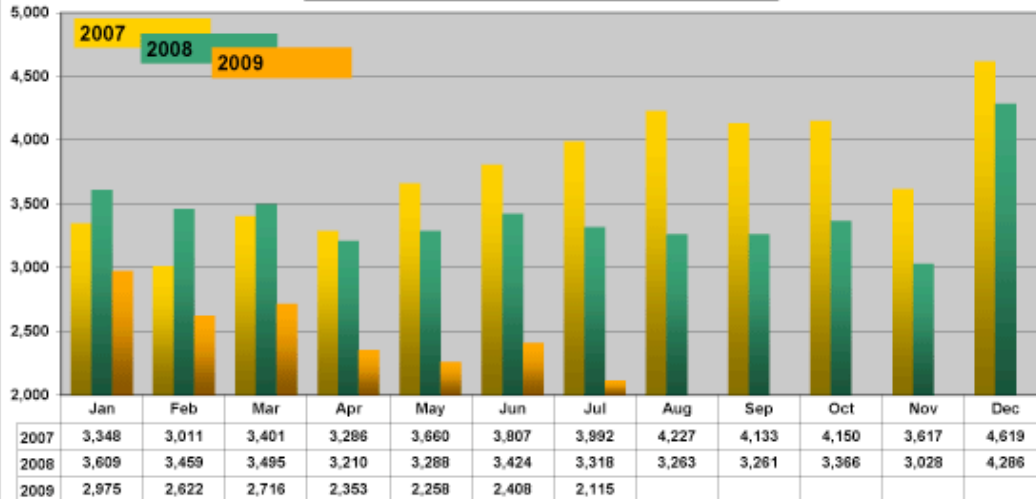


3 Yr History - Monthly Total Under Contract



** Total Under Contract was not tracked prior to Oct '06

Units off the Market - Withdrawn or Expired



3 Yr History - Units off the Market - Withdrawn or Expired

