



Market PULSE™

January 12, 2009

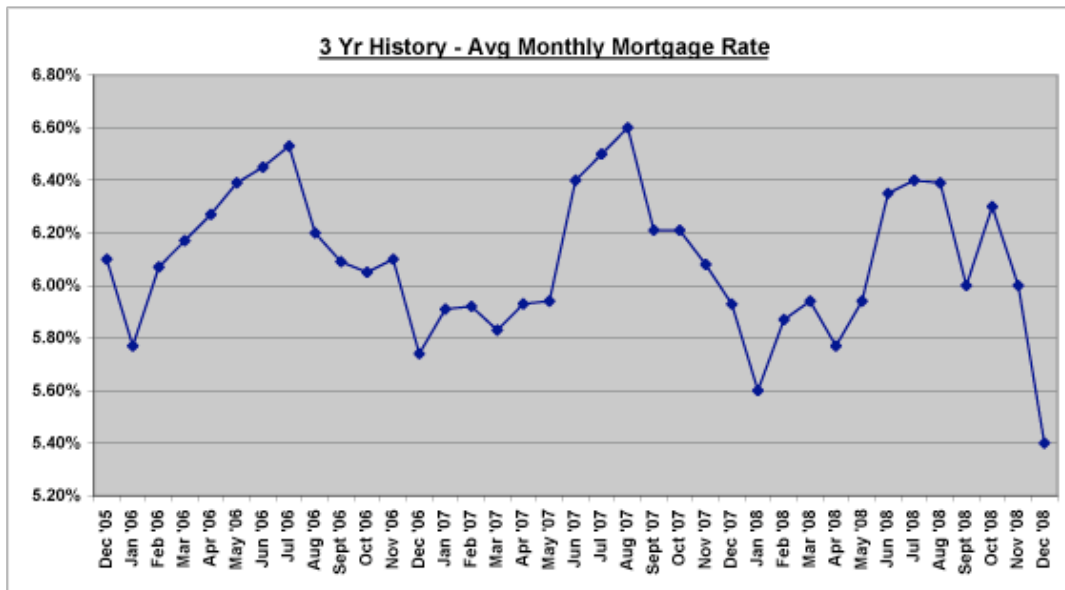
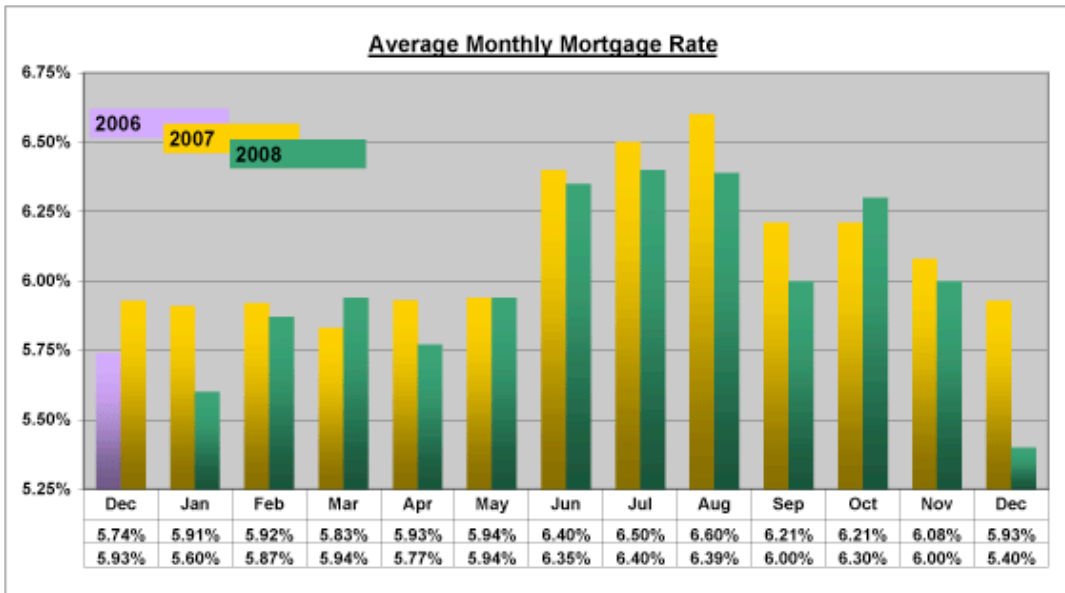
ORRA Originated Sales	Average Mtg. Rate	Inventory	New Listings	New Contracts	Under Contract	Back on the Market	Expired	Withdrawn	Sales Closed	Avg. Days on Market
December 2007	5.93%	24,298	3,415	1,023	1,559	220	3,157	1,462	1,076*	113*
January 2008	5.60%	25,724	5,474	1,239	1,731	265	1,804	1,805	813*	117*
February 2008	5.87%	25,984	4,811	1,537	2,175	279	1,681	1,778	951*	123*
March 2008	5.94%	25,472	4,398	1,679	2,398	383	1,791	1,704	1,120*	128*
April 2008	5.77%	25,436	4,526	2,012	2,853	422	1,621	1,589	1,231*	120*
May 2008	5.94%	25,015	4,195	2,010	3,225	463	1,579	1,709	1,347*	115*
June 2008	6.35%	24,575	4,189	2,031	3,329	535	1,739	1,685	1,489*	121*
July 2008	6.40%	24,742	4,388	1,947	3,258	566	1,661	1,657	1,472*	116*
August 2008	6.39%	24,834	4,064	1,669	3,220	545	1,697	1,566	1,280*	113*
September 2008	6.00%	24,690	4,099	1,908	3,256	594	1,683	1,578	1,394*	112*
October 2008	6.30%	24,657	4,289	1,959	3,316	607	1,691	1,675	1,228*	110*
November 2008	6.00%	24,408	3,594	1,644	3,326	566	1,453	1,575	1,110*	108*
December 2008	5.40%	22,524	3,460	1,871	3,265	597	2,707	1,579	1,305	109

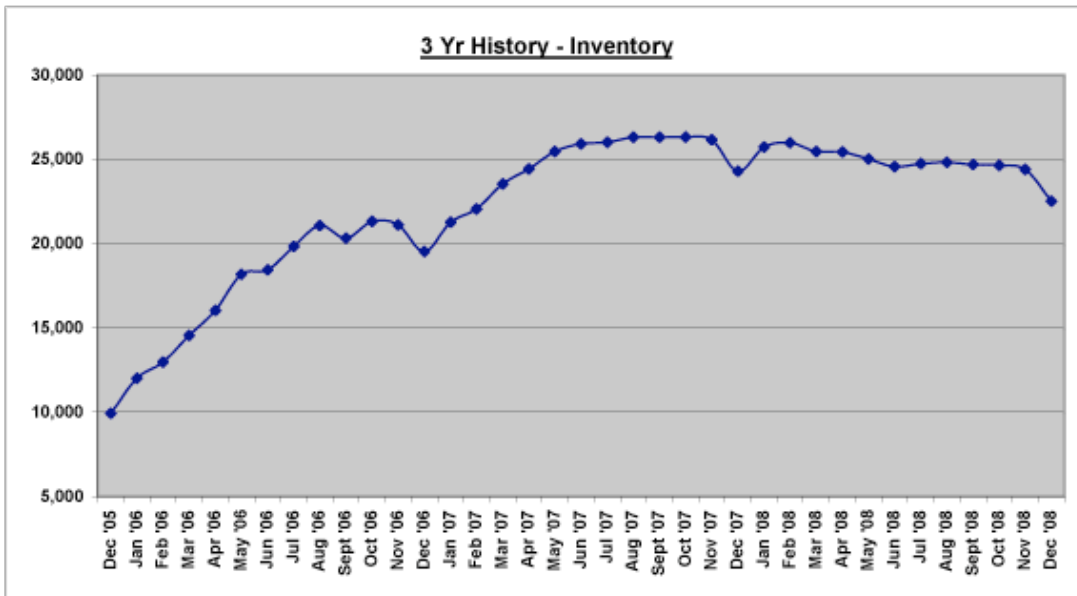
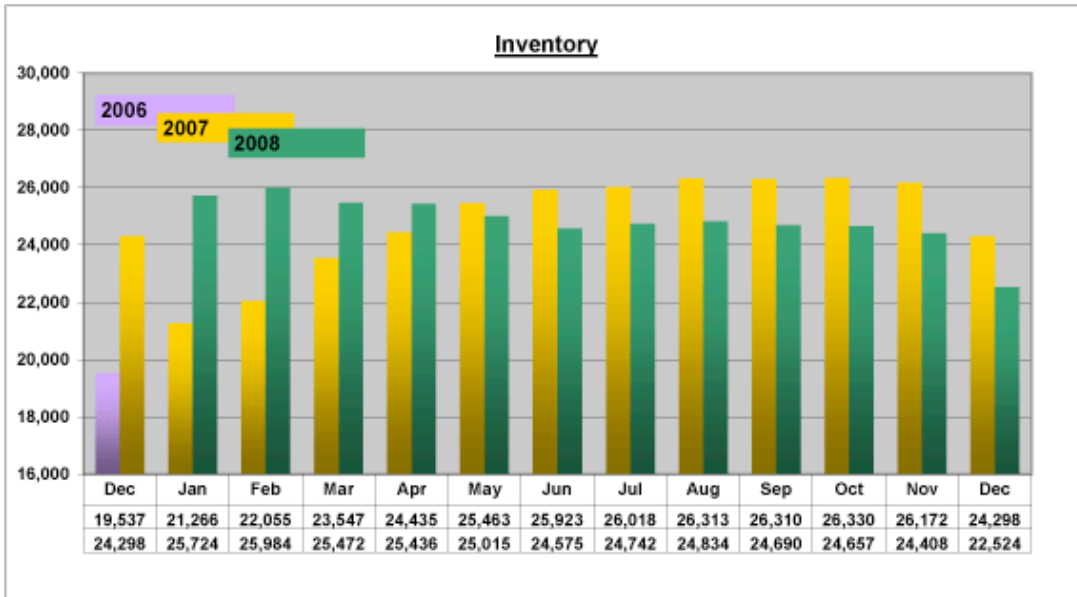
* Monthly revised sales. Complete stats and data may be found under Housing Statistics at orlrealtor.com.
 Comments or suggestions? Contact [Mike Blinn](#), Statistician.

Market Pulse™ data represents all listings taken or sold by ORRA brokers, regardless of location and is exclusive to residential property, which includes townhomes, duplexes, single-family homes, and condos. It does not include vacant land or commercial transactions.

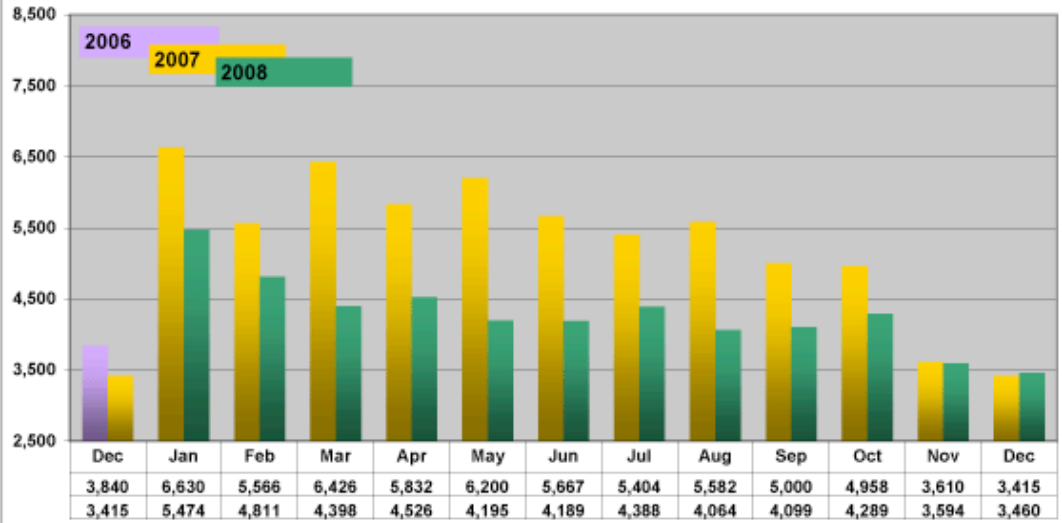
Membership	12-08	12-07
ORRA	9,140	11,363
Affiliates	272	434
Applicants	54	78

	Unemployment Rate	Orlando MSA
	November 2008	7.3%
	November 2007	4.1%

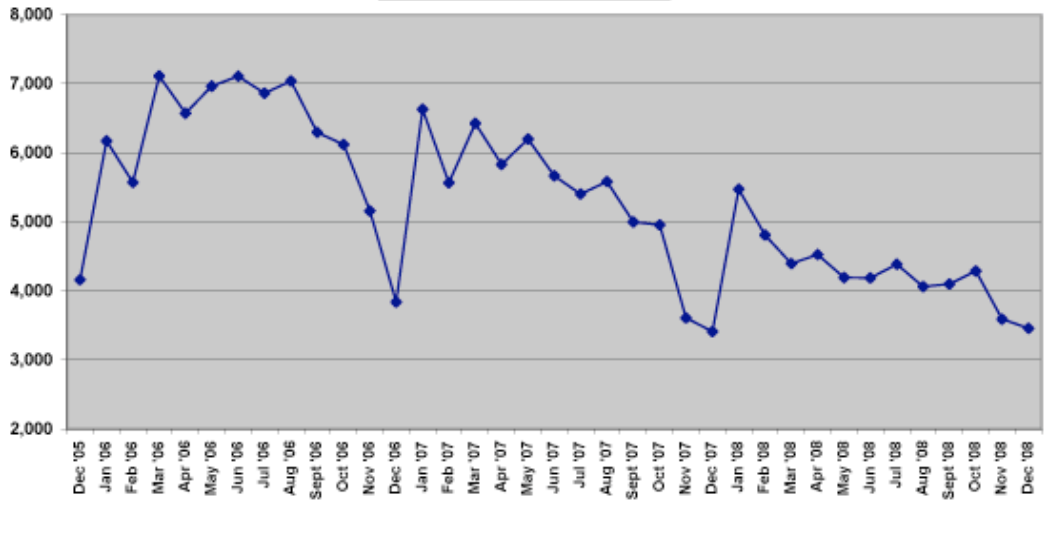




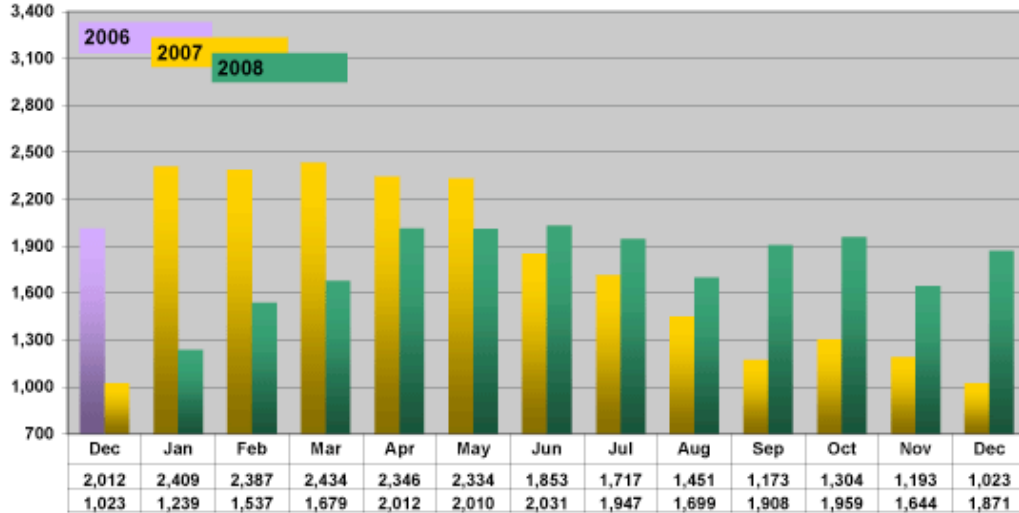
New Listings



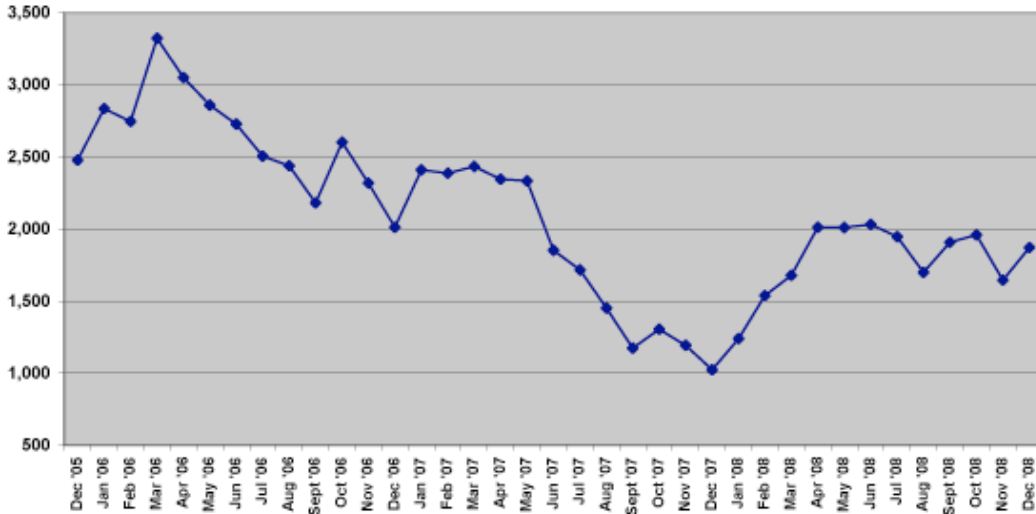
3 Yr History - New Listings



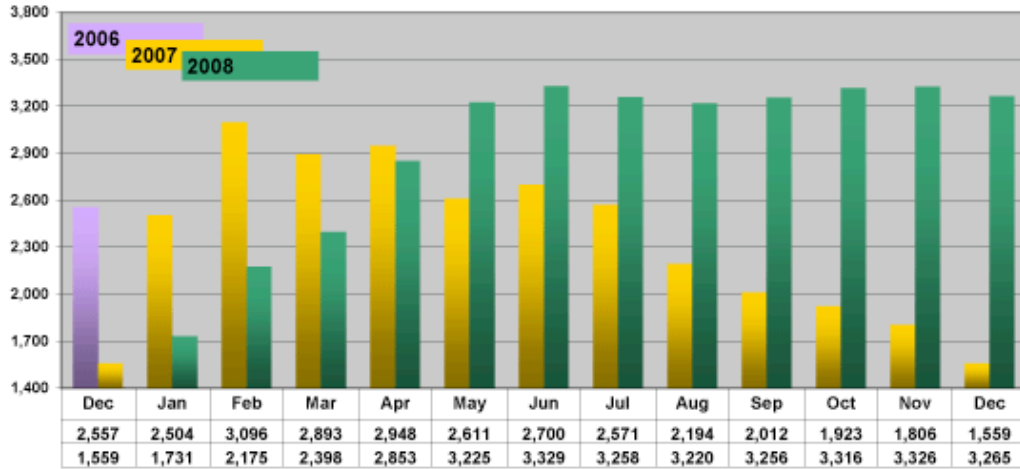
New Contracts - Monthly



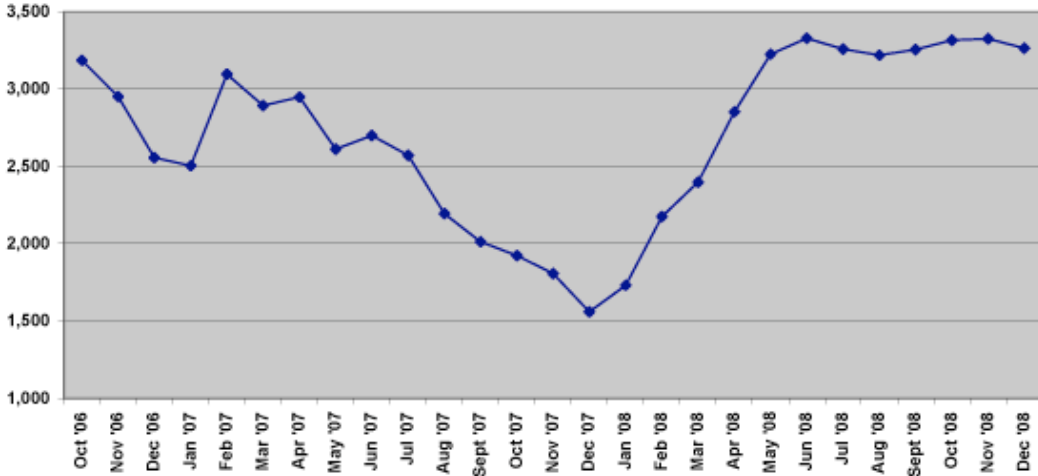
3 Yr History - New Contracts



Total Under Contract

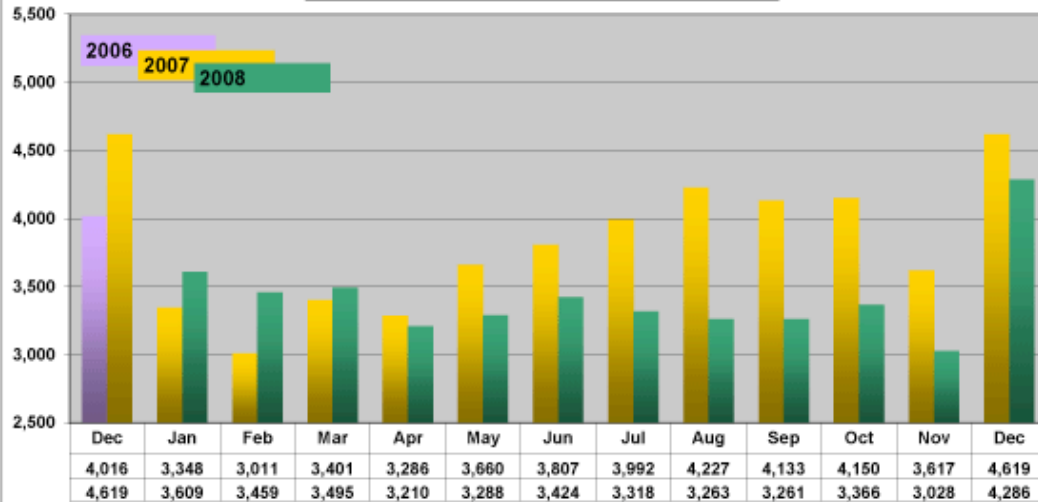


3 Yr History - Monthly Total Under Contract



** Total Under Contract was not tracked prior to Oct '06

Units off the Market - Withdrawn or Expired



3 Yr History - Units off the Market - Withdrawn or Expired

