



Market PULSE™



Orange & Seminole Counties	Average Mtg. Rate	Inventory	New Listings	Sales Pending	Back on the Market	Expired	Withdrawn	Sales Closed	Avg. Days on Market
June 2005	5.43%	3,710	3,948	3,177	262	143	543	3,119	29
July 2005	5.55%	4,473	4,188	3,237	229	158	536	2,547	27
Aug. 2005	5.32%	5,532	5,037	3,584	245	140	725	2,909	27
Sept. 2005	5.62%	6,786	5,008	3,090	324	240	845	2,752	29
Oct. 2005	5.95%	8,992	5,092	2,988	343	268	1,047	2,280	33
Nov. 2005	5.94%	9,685	4,998	2,571	290	358	968	2,336	35
Dec. 2005	6.10%	9,928	4,164	2,478	259	666	919	2,477	37
Jan. 2006	5.77%	12,015	6,172	2,835	317	532	1,261	1,917*	47
Feb. 2006	6.07%	12,966	5,572	2,746	301	569	1,342	2,269*	49
March 2006	6.17%	14,559	7,112	3,322	369	719	1,700	2,878*	50
April 2006	6.27%	16,036	6,574	3,050	305	721	1,613	2,467*	49
May 2006	6.39%	18,179	6,967	2,859	408	790	2,134	2,713	52
June 2006	6.45%	18,437	7,111	2,727	448	1,028	2,430	2,680	57

* Monthly revised sales. Complete stats and data may be found under Housing Statistics at orrealtor.com.
Comments or suggestions? Contact [Mike](#).

REGISTER ONLINE

**Upcoming
Education
Programs**

[VIEW THE CALENDAR](#)

Membership	6-2006	6-2005
ORRA	11,951	9,706
CFCRES	307	283
Affiliates	613	585
Applicants	419	303

Unemployment Rate	Orlando MSA
May 2006	2.8%
May 2005	3.5%

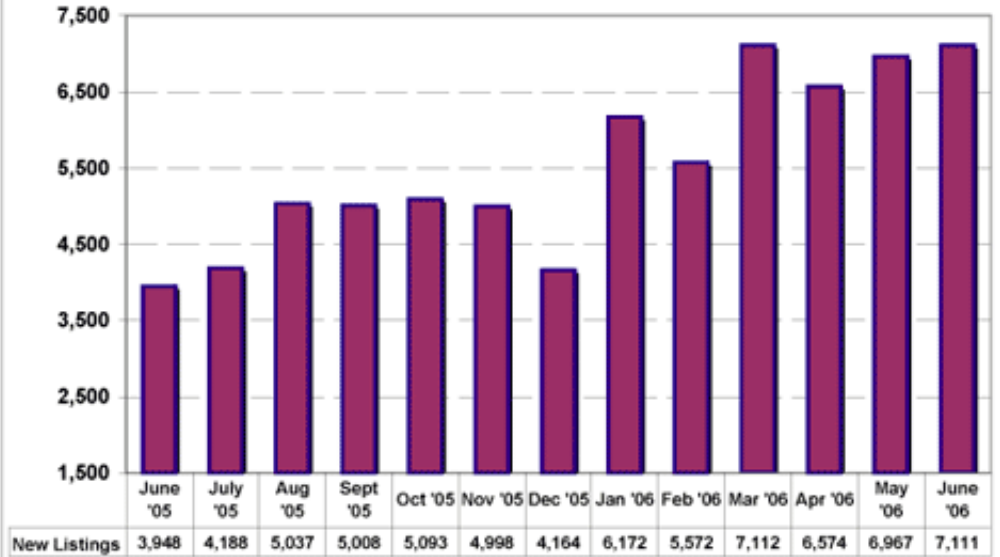


Look at These!

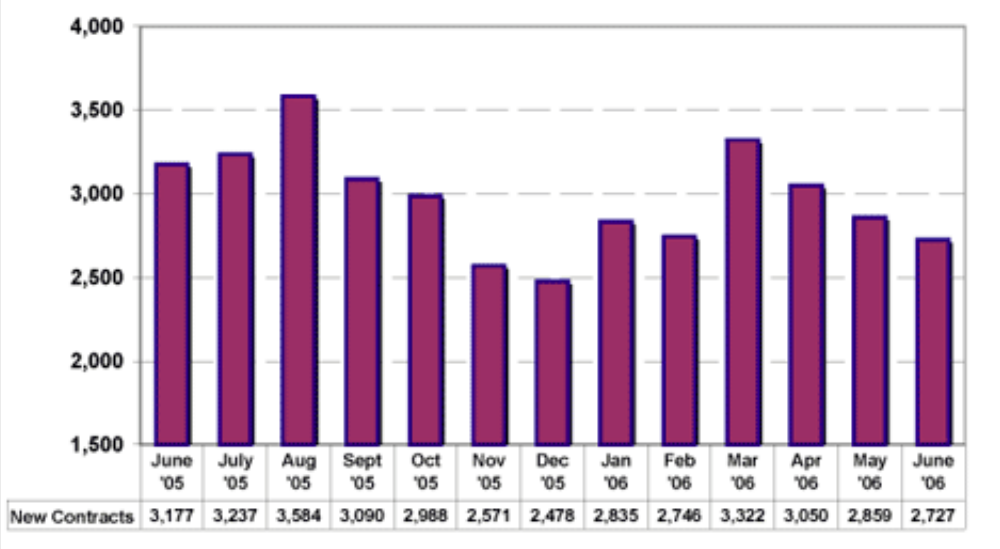
- [Don't-It-Yourself Media Campaign](#)
- [Products & Services](#)
- [More About Us](#)
- [Education Calendar](#)
- [Member Access](#)
- [Visit Our Partners](#)
- [Contact a Realtor®](#)
- [FREE Contracts and Forms](#)
- [MetroTrak™](#)



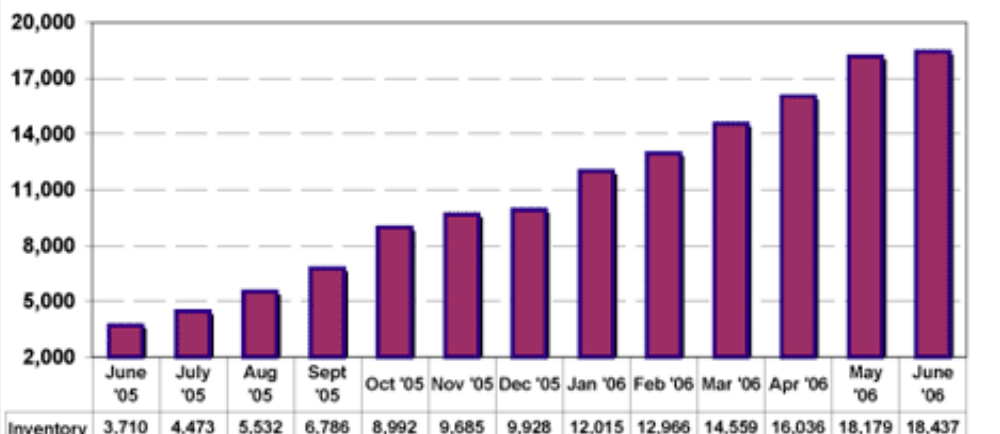
New Listings



New Contracts



Inventory



For a printable version of this report, please click [here](#) (.pdf)

